
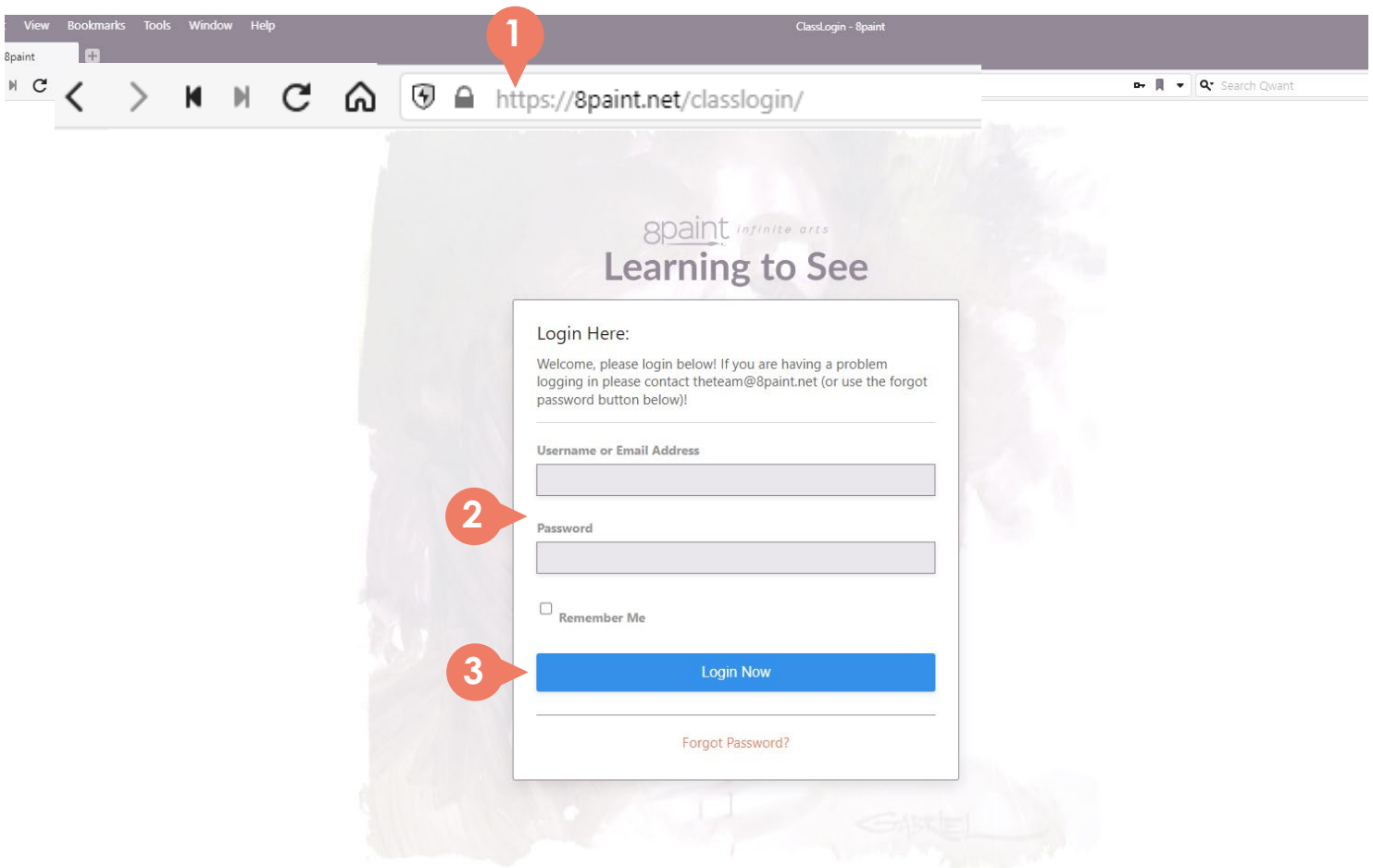


This is a step-by-step instruction to LOG IN and navigate to your Course Dashboard and to the Learning to See Classes.

- 1** Go to <https://8paint.net/classlogin>  **BOOKMARK THIS LINK!**
- 2** Enter **Your Email and Your Password**
If you want the log in form to remember you, check the box Remember Me. (note, not all browsers abide in keeping the form to remember you.)
- 3** Click the **Login Now** button. You will then be taken to the **My Account** page.
Note, if you are unable to remember your password, click on the Forgot Password? text at the bottom of the form. You will then be able to reset your password. If you're still having trouble please email us at theteam@8paint.net

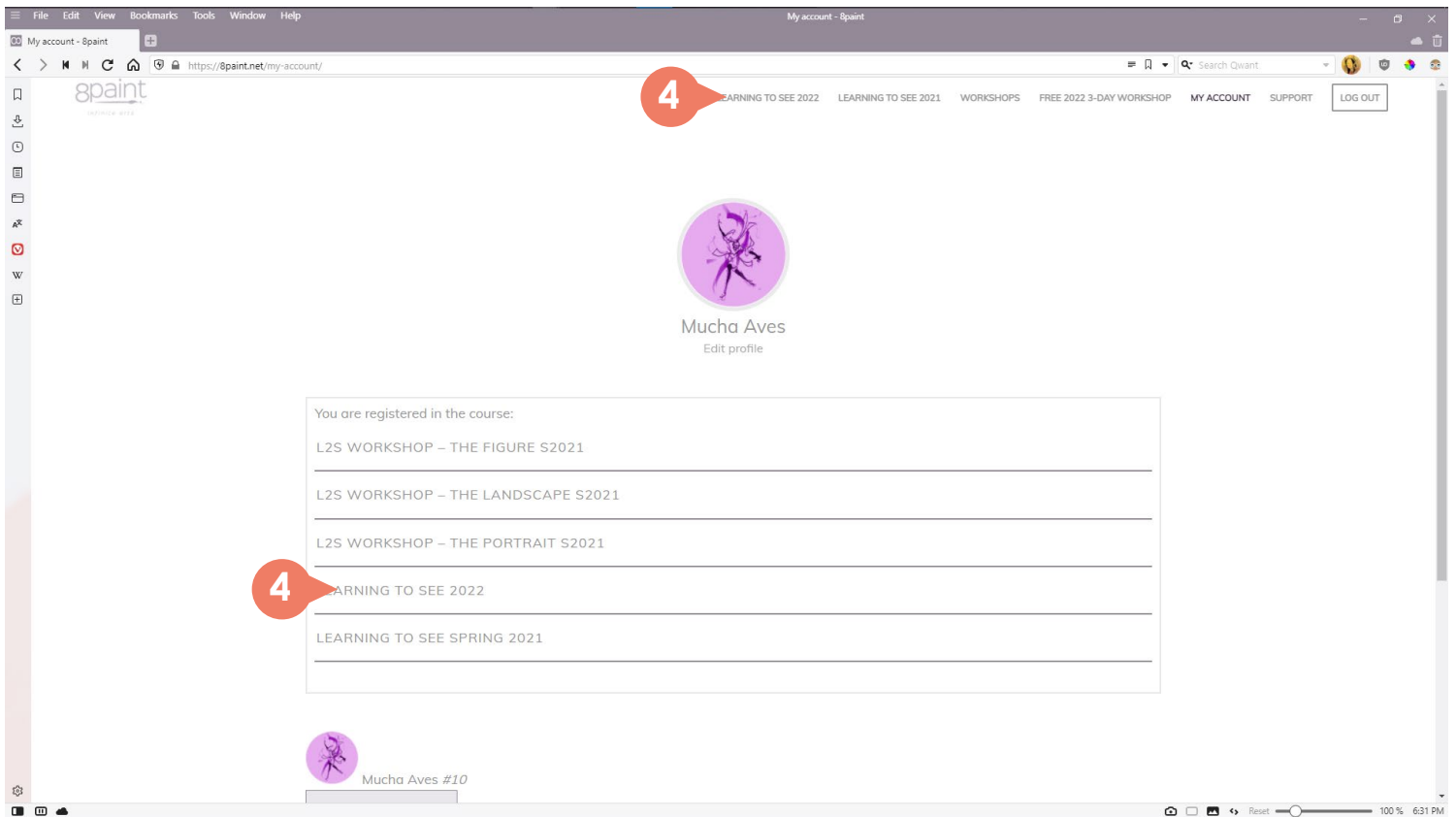


4 Click on the Course you are enrolled in (example Learning to See 2022).

This will take you to the **Course Dashboard**

Note, the menu at the top of the screen will also take you to the Course Dashboard.

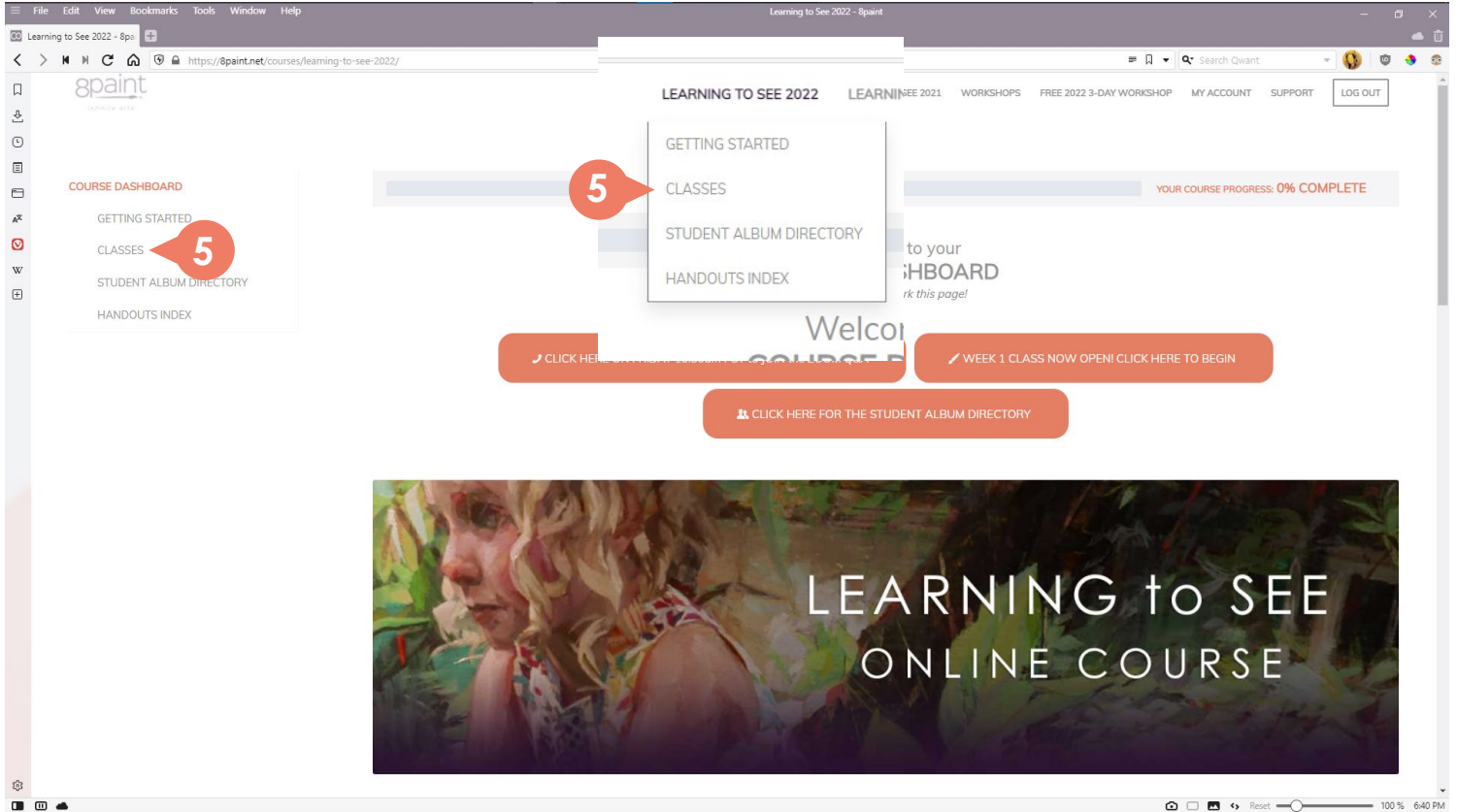
My Account page



- 5** Click on CLASSES to go to the beginning of the WEEK CLASSES
Note, the menu drop-down at the top of the screen
will also take you to Classes for the Week(s)

BOOKMARK THIS PAGE!

Course Dashboard page



<https://8paint.net/courses/learning-to-see-2022/>

6 Click on ANY LESSON for the CLASS

CLASS page

The screenshot shows the 'Learning to See 2022' course page. The browser address bar shows the URL: <https://gpaint.net/courses/learning-to-see-2022/lessons/1-learning-is-not-linear-2022/>. The page header indicates 'YOUR COURSE PROGRESS: 0% COMPLETE' and 'Mark Complete' with a checkmark. The user is logged in as 'Hello, Muchal'. The sidebar on the left lists the following lessons:

- 1. LEARNING IS NOT LINEAR
- 2. IT'S NOT ALL BLACK AND WHITE
- 3. THE "VALUE" OF DESIGN
- 4. HEAD TO THE PLAYGROUND
- 5. GET IN LINE
- 6. CRAFTING YOUR COLOR
- 7. DEFINING YOUR VISION
- 8. WRAPPING IT UP

The main content area features a video player titled 'Welcome to the Class: Learning is not Linear' with a 'Week 1 Intro Video Length: 5:47 minutes'. Below the video is a button that says 'CLICK HERE for WEEK 1 Overview'. A comment prompt reads: 'Please comment below – I would love to hear your thoughts!'. Below this, it says 'Click a Lesson below to begin the LEARNING IS NOT LINEAR Class' and 'There are 6 lessons in this class for you to complete. Each lesson has a comment section that you can participate in.'

A red box highlights a grid of 6 lesson cards:

- 1. What Connects You to Your Art? (Not Completed)
- 2. Gathering Your References (Not Completed)
- 3. Working in a Series (Not Completed)
- 4. Storyboarding Your Vision Part 1 (Not Completed)
- 5. Storyboarding Your Vision Part 2 (Not Completed)
- 6. Photographing Your Art (Not Completed)

At the bottom of the page, there are buttons for 'Mark Complete', 'BACK TO COURSE', and 'NEXT CLASS'. A chat icon in the bottom left corner shows '23' messages.