

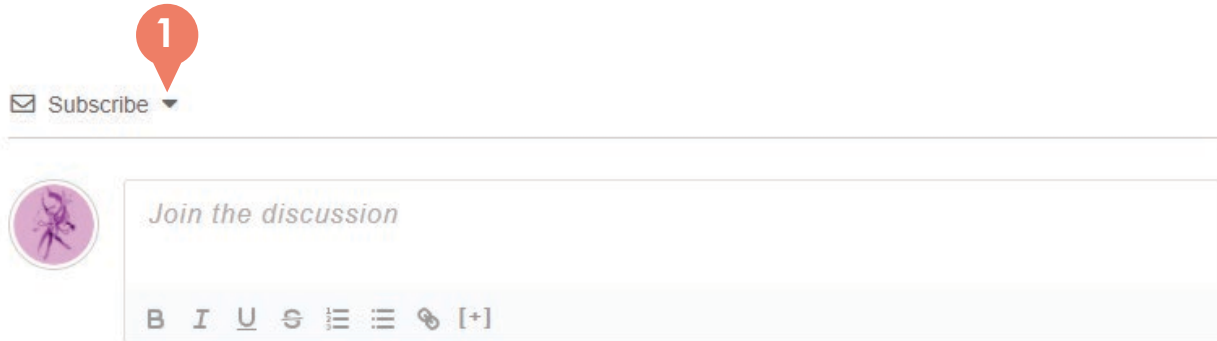
The discussion/commenting system allows you to get different notifications alerts.

To receive notifications by emails follow Option 1 below.

To receive notifications by the website alert notification scroll down to Option 2.

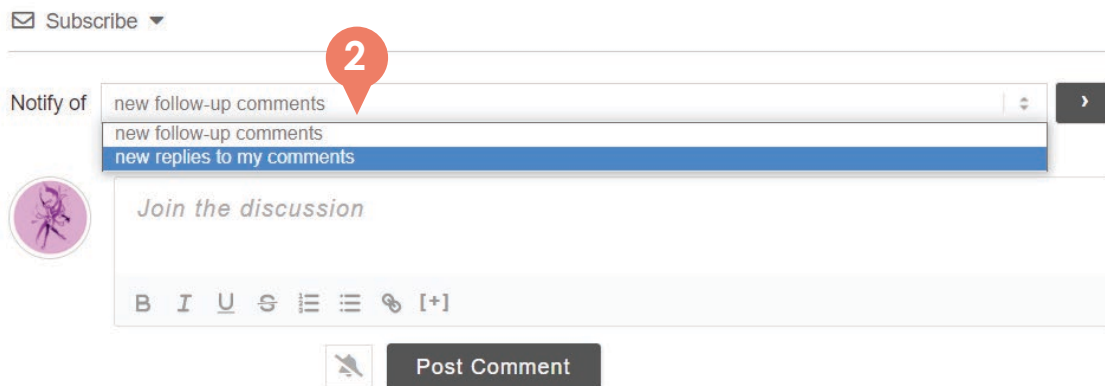
OPTION 1 - notifications by email

1 Click on the triangle icon next to the subscribe text



2 Select one of the 2 items in the dropdown list:

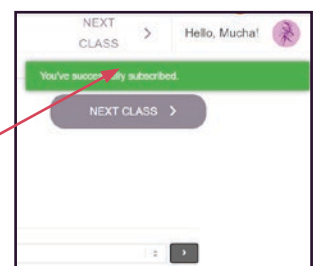
- 1. new follow-up comments (get notifications to all comments)
- 2. new replies to my comments (get notifications to **your comments only**)



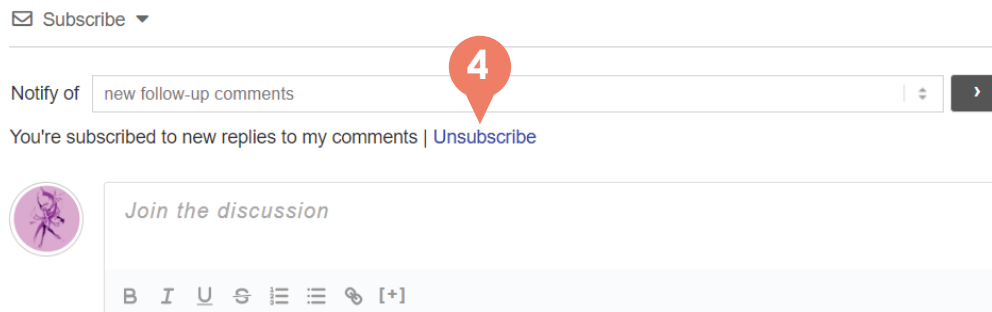
3 Click on the Grey Arrow button to confirm notifications for the option you chose.



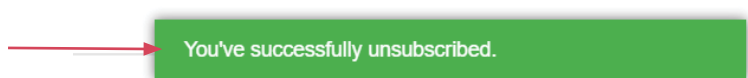
Once you click on the gray button, you will see a green notification bar at the top of your screen showing you've successfully subscribed.



4 You can always unsubscribe to the comments by clicking the Unsubscribe text!



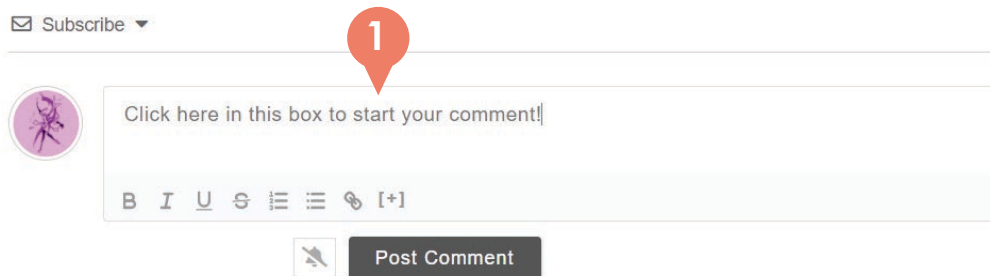
Once you click on the Unsubscribe, you will see a green notification bar at the top of your screen showing you've successfully unsubscribed.



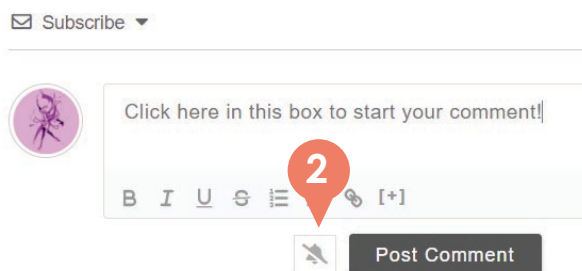
OPTION 2 - notifications by website bell



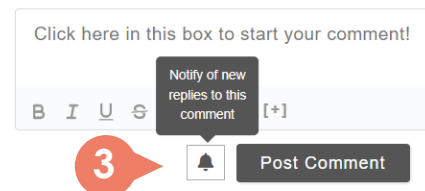
1 Start your comment in the comment box.



2 Click on the bell icon at the bottom to turn it "on":



3 Bell will turn solid and you can then click on the "Post Comment" button to post your comment!



If anyone replies to your comment, you'll receive a "desktop alert notification" on the green bell icon!

